

FEATURES

- High CRI LED optimized towards TM30
- ENEC approved drivers



Diffuser
LV 80°

COLOURS

Available colours:



Matt white RAL 9016 (XX=MW)
Matt black RAL 9005 (XX=BL)

Cylinder CL 235 LV(-HE)

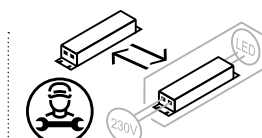
Surface mounted

SPECIFICATIONS

| | |
|----------------------------|---|
| Beam angle (FWHM) | 80° |
| Fixture material | Housing: Die cast aluminium / Reflector glass: Polycarbonate |
| Environment | Indoor |
| IP rate | IP20 |
| IK rate | IK03 |
| Operating temperature (Ta) | -20°C / +45°C ¹ |
| Safety marks | EN60598 / EN62031 / EN62471 |
| EMC compliance | EN55015 |
| Colour consistency (SDCM) | MacAdam step 3 |
| Warranty | 7 years * (within the European Union and the countries of the Free Trade Association for products delivered after 1 May 2015) |
| Energy class | These products contain a light source of energy efficiency class: CRI95 - D (3000K/4000K) & CRI82 - E (3000K) / D (4000K) |

This luminaire contains built-in LED lamps. There are no exchangeable parts inside the luminaire. EU 874/2012

¹ In applications with a flat roof (fi. car showrooms) the temperatures may exceed 45°C. Please ask our sales office for a special driver.



IP20

CYLINDER CL 235 LV(-HE) VARIATIONS

| | | | | | |
|-----------------------|-------|------------|-------------|--------------------|--------|
| CYLINDER CL 235 LV-HE | CRI95 | 3000/4000K | 2400/2500Lm | incl. power supply | page 3 |
| CYLINDER CL 235 LV-HE | CRI82 | 3000/4000K | 2525/2600Lm | incl. power supply | page 4 |

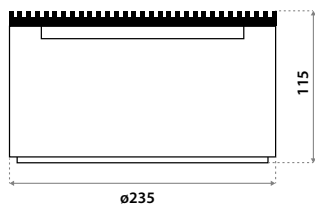
CRI95 CHOOSE YOUR LV LUMEN OUTPUT

| | mA | W | Lumen Output | | Lumen / Watt | | UGR | | Driver types | | | | |
|-----------------|-----|------|--------------|-------|--------------|-------|-------|-------|--------------|--------------|------------|--------|---------|
| | | | 3000K | 4000K | 3000K | 4000K | 3000K | 4000K | No dim | Triac | 1-10V&Push | Dali | Casambi |
| | | | | | | | 80° | 80° | | | | | |
| Special request | 250 | 9,4 | 1250 | 1275 | 133 | 136 | 21.8 | 21.9 | CC21W150-500 | on request | 125400 | 142014 | 142047 |
| Special request | 350 | 13,3 | 1725 | 1750 | 130 | 132 | 22.9 | 23.0 | 145192 | EC25CA-E1ZHP | 125400 | 142014 | 142047 |
| Standard | 500 | 19,4 | 2400 | 2500 | 124 | 129 | 24.1 | 24.2 | 145192 | 127032 | 125400 | 142014 | 142047 |

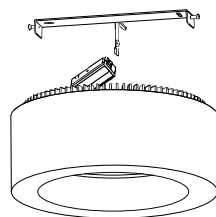
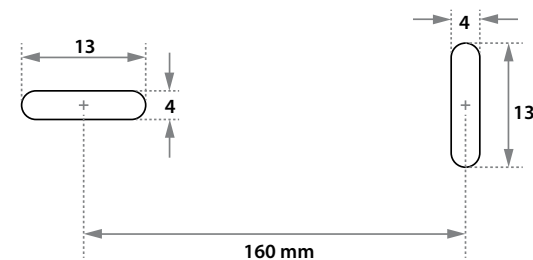
CRI82 CHOOSE YOUR LV LUMEN OUTPUT

| | mA | W | Lumen Output | | Lumen / Watt | | UGR | | Driver types | | | | |
|-----------------|-----|------|--------------|-------|--------------|-------|-------|-------|--------------|--------------|------------|--------|---------|
| | | | 3000K | 4000K | 3000K | 4000K | 3000K | 4000K | No dim | Triac | 1-10V&Push | Dali | Casambi |
| | | | | | | | 80° | 80° | | | | | |
| Special request | 250 | 9,2 | 1350 | 1400 | 147 | 152 | 22.1 | 22.2 | CC21W150-500 | on request | 125400 | 142014 | 142047 |
| Special request | 350 | 13.1 | 1850 | 1900 | 141 | 145 | 23.2 | 23.2 | 145192 | EC25CA-E1ZHP | 125400 | 142014 | 142047 |
| Standard | 500 | 19.4 | 2525 | 2600 | 130 | 134 | 24.2 | 24.3 | 145192 | 127032 | 125400 | 142014 | 142047 |

DIMENSIONS



FIXATION DIMENSIONS



CYLINDER CL 235 LV-HE
CRI95 2400/2500LM
ITEM SPECIFICATIONS (PART A)

| Description | 80° | | Type | mA | Vf |
|---|--------------|------|-----------|-----|------|
| | Item code | UGR | | | |
| Cylinder CL 235 LV-HE 2400Lm 3000K CRI95 No dim | 79RI03XXY002 | 24.1 | Incl. PSU | 500 | 37,5 |
| Cylinder CL 235 LV-HE 2400Lm 3000K CRI95 1-10V & Push | 79RI03XXY102 | 24.1 | Incl. PSU | 500 | 37,5 |
| Cylinder CL 235 LV-HE 2400Lm 3000K CRI95 Dali | 79RI03XXY202 | 24.1 | Incl. PSU | 500 | 37,5 |
| Cylinder CL 235 LV-HE 2500Lm 4000K CRI95 No dim | 79RI03XXY302 | 24.2 | Incl. PSU | 500 | 37,5 |
| Cylinder CL 235 LV-HE 2500Lm 4000K CRI95 1-10V & Push | 79RI03XXY402 | 24.2 | Incl. PSU | 500 | 37,5 |
| Cylinder CL 235 LV-HE 2500Lm 4000K CRI95 Dali | 79RI03XXY502 | 24.2 | Incl. PSU | 500 | 37,5 |

ITEM SPECIFICATIONS (PART B)

| Description | W | Lm | Lm/W | CRI (typ.) | Pf | Ripple | Inrush current | B-16A Fuse | Safety class | Energy class |
|---|------|------|------|------------|------|--------|----------------|------------|--------------|--------------|
| Cylinder CL 235 LV-HE 2400Lm 3000K CRI95 No dim | 19,4 | 2400 | 124 | 95 | 0.95 | <5% | 7A 13µsec | 50 pcs | II | D |
| Cylinder CL 235 LV-HE 2400Lm 3000K CRI95 1-10V & Push | 19,4 | 2400 | 124 | 95 | 0.95 | <3% | 5A 50µS | 50 pcs | II | D |
| Cylinder CL 235 LV-HE 2400Lm 3000K CRI95 Dali | 19,4 | 2400 | 124 | 95 | 0.95 | <3% | 5A 50µS | 50 pcs | II | D |
| Cylinder CL 235 LV-HE 2500Lm 4000K CRI95 No dim | 19,4 | 2500 | 129 | 95 | 0.95 | <5% | 7A 13µsec | 50 pcs | II | D |
| Cylinder CL 235 LV-HE 2500Lm 4000K CRI95 1-10V & Push | 19,4 | 2500 | 129 | 95 | 0.95 | <3% | 5A 50µS | 50 pcs | II | D |
| Cylinder CL 235 LV-HE 2500Lm 4000K CRI95 Dali | 19,4 | 2500 | 129 | 95 | 0.95 | <3% | 5A 50µS | 50 pcs | II | D |

ITEM SPECIFICATIONS (PART C)

| Description | Weight | Dimensions single carton | Quantity per carton | Expected Lifetime | | | Reported Lifetime* | | |
|-----------------------------|---------|--------------------------|---------------------|-------------------|-------------|-------------|--------------------|--------------|--------------|
| | | | | L70B10 | L80B10 | L90B10 | L70B10 | L80B10 | L90B10 |
| Cylinder CL 235 LV-HE CRI95 | 2367 gr | 235x235x120 mm | 15 pcs | 653.000 hrs | 529.000 hrs | 465.000 hrs | >105.000 hrs | >105.000 hrs | >105.000 hrs |

All values are measured at 230V (+/- 7%). * Based on 19.000hrs of LM80 testing at 1200mA and a Tc85°C.

CYLINDER CL 235 LV-HE

CRI82 2525/2600LM

ITEM SPECIFICATIONS (PART A)

| Description | 80° | | Type | mA | Vf |
|---|--------------|------|-----------|-----|------|
| | Item code | UGR | | | |
| Cylinder CL 235 LV-HE 2525Lm 3000K CRI82 No dim | 79N103XXY002 | 24.2 | Incl. PSU | 500 | 37,5 |
| Cylinder CL 235 LV-HE 2525Lm 3000K CRI82 1-10V & Push | 79N103XXY102 | 24.2 | Incl. PSU | 500 | 37,5 |
| Cylinder CL 235 LV-HE 2525Lm 3000K CRI82 Dali | 79N103XXY202 | 24.2 | Incl. PSU | 500 | 37,5 |
| Cylinder CL 235 LV-HE 2600Lm 4000K CRI82 No dim | 79N103XXY302 | 24.3 | Incl. PSU | 500 | 37,5 |
| Cylinder CL 235 LV-HE 2600Lm 4000K CRI82 1-10V & Push | 79N103XXY402 | 24.3 | Incl. PSU | 500 | 37,5 |
| Cylinder CL 235 LV-HE 2600Lm 4000K CRI82 Dali | 79N103XXY502 | 24.3 | Incl. PSU | 500 | 37,5 |

ITEM SPECIFICATIONS (PART B)

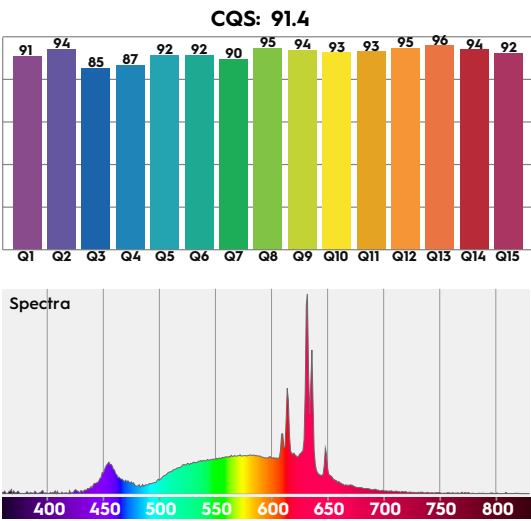
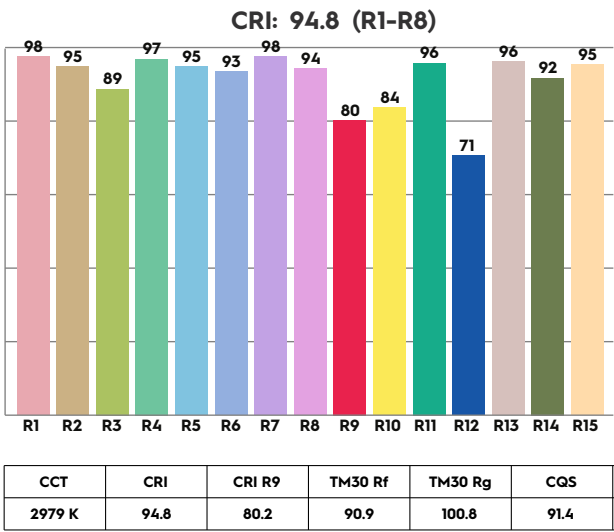
| Description | W | Lm | Lm/W | CRI (typ.) | Pf | Ripple | Inrush current | B-16A Fuse | Safety class | Energy class |
|---|------|------|------|------------|------|--------|----------------|------------|--------------|--------------|
| Cylinder CL 235 LV-HE 2525Lm 3000K CRI82 No dim | 19,4 | 2525 | 130 | 82 | 0.95 | <5% | 7A 13µsec | 50 pcs | II | E |
| Cylinder CL 235 LV-HE 2525Lm 3000K CRI82 1-10V & Push | 19,4 | 2525 | 130 | 82 | 0.95 | <3% | 5A 50µS | 50 pcs | II | E |
| Cylinder CL 235 LV-HE 2525Lm 3000K CRI82 Dali | 19,4 | 2525 | 130 | 82 | 0.95 | <3% | 5A 50µS | 50 pcs | II | E |
| Cylinder CL 235 LV-HE 2600Lm 4000K CRI82 No dim | 19,4 | 2600 | 134 | 82 | 0.95 | <5% | 7A 13µsec | 50 pcs | II | D |
| Cylinder CL 235 LV-HE 2600Lm 4000K CRI82 1-10V & Push | 19,4 | 2600 | 134 | 82 | 0.95 | <3% | 5A 50µS | 50 pcs | II | D |
| Cylinder CL 235 LV-HE 2600Lm 4000K CRI82 Dali | 19,4 | 2600 | 134 | 82 | 0.95 | <3% | 5A 50µS | 50 pcs | II | D |

ITEM SPECIFICATIONS (PART C)

| Description | Weight | Dimensions single carton | Quantity per carton | Expected Lifetime | | | Reported Lifetime* | | |
|-----------------------------|---------|--------------------------|---------------------|-------------------|-------------|-------------|--------------------|--------------|--------------|
| | | | | L70B10 | L80B10 | L90B10 | L70B10 | L80B10 | L90B10 |
| Cylinder CL 235 LV-HE CRI82 | 2367 gr | 235x235x120 mm | 15 pcs | 653.000 hrs | 529.000 hrs | 465.000 hrs | >105.000 hrs | >105.000 hrs | >105.000 hrs |

All values are measured at 230V (+/- 7%). * Based on 19.000hrs of LM80 testing at 1200mA and a Tc85°C.

3000K



4000K

